

# OSRAM

**OSR64150** 12258 - GALGL01H1 / GALGL02H1 / HELH112V / HELH11L / HELH11HP / OSR64150CBI / OSR64150NBU / OSR64150SUP

**U**



ORIGINAL LINE  
• BASE: P14.5s  
• TIPO: H1  
EMB. C/ 01 PEÇAS

LÂMPADAS P/ FAROL - H1 - 12V. - 55W.

**OSR64150SUP** 12258 GALGL01H1 / HELH112V

**U**





SUPER  
• BASE: P14.5s  
• TIPO: H1  
EMB. C/ 01 PEÇAS

LÂMPADAS P/ FAROL - H1 - 12V. - 55W.

**OSR64150ULT** 64150ULT-HCB / 448ULT

**U**





ULTRA LIFE  
• BASE: P14.5s  
• TIPO: H1  
EMB. C/ 02 PEÇAS

LÂMPADAS P/ FAROL - H1 - 12V. - 55W.

**OSR64155** 13258 GALGL44H1 / HELH124V

**P**



ORIGINAL LINE  
• BASE: P14.5s  
• TIPO: H1  
EMB. C/ 01 PEÇAS

LÂMPADAS P/ FAROL - H1 - 24V. - 70W.

**OSR64155TSP** HELH124VDP

**P**



TRUCKSTAR PRO  
• BASE: P14.5s  
• TIPO: H1  
EMB. C/ 01 PEÇAS

LÂMPADAS P/ FAROL - H1 - 24V. - 70W.

**OSR64150CBI** 12258BV - DIV515SBH112V / GALGL5H1SB / HELH11HP

**U**




4.200k°  
COOL BLUE INTENSE  
• BASE: P14.5s  
• TIPO: H1  
EMB. C/ 02 PEÇAS

LÂMPADAS P/ FAROL - H1 - 12V. - 55W.

**OSR64150NBL** 64150NL-HCB / 448NL

**U**



150% + LUZ  
NIGHT BREAKER LASER  
• BASE: P14.5s  
• TIPO: H1  
EMB. C/ 02 PEÇAS

LÂMPADAS P/ FAROL - H1 - 12V. - 55W.

**OSR64151** 12336 - GALGL05H3 / HELH312V / HELH3HP / HELH3WL / OSR64151CBI / OSR64151NBL / OSR64151SUP

**U**



ORIGINAL LINE  
• BASE: PK22s  
• TIPO: H3  
EMB. C/ 01 PEÇAS

LÂMPADAS P/ FAROL - H3 - 12V. - 55W.

**OSR64151SUP** 12336 GALGL05H3 / HELH312V

**U**



SUPER  
• BASE: PK22s  
• TIPO: H3  
EMB. C/ 01 PEÇAS

LÂMPADA P/ FAROL - H3 - 12V. - 55W.

**OSR64156** 13336 GALGL45H3 / HELH324V

**P**



ORIGINAL LINE  
• BASE: PK22s  
• TIPO: H3  
EMB. C/ 01 PEÇAS

LÂMPADAS P/ FAROL - H3 - 24V. - 70W.

**OSR64156TSP** HELH324VDP

**P**



TRUCKSTAR PRO  
• BASE: PK22s  
• TIPO: H3  
EMB. C/ 01 PEÇAS

LÂMPADAS P/ FAROL - H3 - 24V. - 70W.

**OSR64151CBI** 12336BV - DIV515SBH312V / GALGL5H3SB

**U**



4.200k°  
COOL BLUE INTENSE  
• BASE: PK22s  
• TIPO: H3  
EMB. C/ 01 PEÇAS

LÂMPADA P/ FAROL - H3 - 12V. - 55W.

**OSR64151NBL** 64151NL-HCB / 453NL

**U**



150% + LUZ  
NIGHT BREAKER LASER  
• BASE: PK22s  
• TIPO: H3  
EMB. C/ 02 PEÇAS

LÂMPADA P/ FAROL - H3 - 12V. - 55W.

**OSR62186HD** 12458 HELH43535W

**U**



HEAVY DUTY  
FILAMENTO REFORÇADO  
• BASE: P43t  
• TIPO: H4  
EMB. C/ 01 PEÇAS

LÂMPADA P/ FAROL MOTO - H4 - 12V. - 35/35W.

**OSR64193** 12342 - ATPAL295 / ATPAL296 / GALGL11H4 / HELH412V

**U**



ORIGINAL LINE  
• BASE: P43t  
• TIPO: H4  
EMB. C/ 01 PEÇAS

LÂMPADA P/ FAROL - H4 - 12V. - 60/55W.

**OSR64193CLC** ATPAL295 / ATPAL296 / HELH4HP / GALGL12H4

**U**



CLASSIC UV FILTER  
• BASE: P43t  
• TIPO: H4  
EMB. C/ 01 PEÇAS

LÂMPADA P/ FAROL - H4 - 12V. - 60/55W.

**OSR64196** 13342 - ATPAL295 / ATPAL296 / GALGL46H4 / HELH424V

**P**



ORIGINAL LINE  
• BASE: P43t  
• TIPO: H4  
EMB. C/ 01 PEÇAS

LÂMPADA P/ FAROL - H4 - 24V. - 75/70W.

**OSR64196TSP** ATPAL295 / ATPAL296 / HELH424VDP

**P**



TRUCKSTAR PRO  
• BASE: P43t  
• TIPO: H4  
EMB. C/ 01 PEÇAS

LÂMPADA P/ FAROL - H4 - 24V. - 75/70W.

**OSR64193CBI**

**U**



4.200k°  
COOL BLUE INTENSE  
• BASE: P43t  
• TIPO: H4  
EMB. C/ 02 PEÇAS

LÂMPADA P/ FAROL - H4 - 12V. - 60/55W.

**OSR64193NBL** 64193NL-HCB / 472NL

**U**



150% + LUZ  
NIGHT BREAKER LASER  
• BASE: P43t  
• TIPO: H4  
EMB. C/ 02 PEÇAS

LÂMPADA P/ FAROL - H4 - 12V. - 60/55W.

**OSR64193ULT** 64193ULT-HCB / 472ULT

**U**



ULTRA LIFE  
• BASE: P43t  
• TIPO: H4  
EMB. C/ 02 PEÇAS

LÂMPADA P/ FAROL - H4 - 12V. - 60/55W.

**OSR64199** HELH524V

**P**





SUPER BRIGHT OFF-ROAD  
• BASE: P45t  
• TIPO: H5  
EMB. C/ 01 PEÇAS

LÂMPADA P/ FAROL - H5 - 24V. - 75/70W.

**OSR64210** GALGL19H7 / HELH712V

**U**




ORIGINAL LINE  
• BASE: PK26d  
• TIPO: H7  
EMB. C/ 01 PEÇAS

LÂMPADA P/ FAROL - H7 - 12V. - 55W.

# OSRAM

**OSR64210ULT** 64210ULT-HCB / 499ULT

**U**

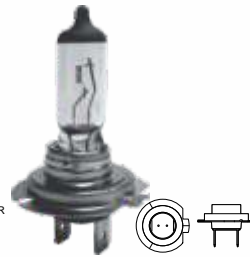


ULTRA LIFE  
• BASE: PX26d  
• TIPO: H7  
EMB. C/ 02 PEÇAS

LÂMPADA P/ FAROL - H7 - 12V. - 55W.

**OSR64210CLC** GALGL20H7 / HELH7LL

**U**




CLASSIC UV FILTER  
• BASE: PX26d  
• TIPO: H7  
EMB. C/ 01 PEÇA

LÂMPADA P/ FAROL - H7 - 12V. - 55W.

**OSR64215** 13972 GALGL48H7 / HELH724V

**P**



ORIGINAL LINE  
• BASE: PX26d  
• TIPO: H7  
EMB. C/ 01 PEÇA

LÂMPADA P/ FAROL - H7 - 24V. - 70W.

**OSR64215TSP** HELH724VDP

**P**




TRUCKSTAR PRO  
• BASE: PX26d  
• TIPO: H7  
EMB. C/ 01 PEÇA

LÂMPADA P/ FAROL - H7 - 24V. - 70W.

**OSR64210CBI**

**U**




4.200k°  
COOL BLUE INTENSE  
• BASE: PX26d  
• TIPO: H7  
EMB. C/ 02 PEÇAS

LÂMPADA P/ FAROL - H7 - 12V. - 55W.

**OSR64210NBL** 64210NL-HCB / 499NL

**U**




150% + LUZ  
NIGHT BREAKER LASER  
• BASE: PX26d  
• TIPO: H7  
EMB. C/ 02 PEÇAS

LÂMPADA P/ FAROL - H7 - 12V. - 55W.

**OSR64212** HELH812V

**U**




ORIGINAL LINE  
• BASE: PGJ19-1  
• TIPO: H8  
EMB. C/ 01 PEÇA

LÂMPADA P/ FAROL - H8 - 12V. - 35W.

**OSR64212NBL** 64212NL-HCB / 708NL

**U**

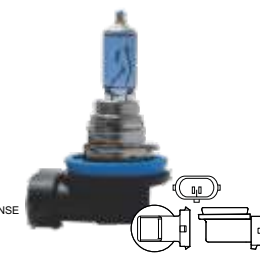


150% + LUZ  
NIGHT BREAKER LASER  
• BASE: PGJ19-1  
• TIPO: H8  
EMB. C/ 02 PEÇAS

LÂMPADA P/ FAROL - H8 - 12V. - 35W.

**OSR64212CBI** 64212 CBI

**U**



4.200k°  
COOL BLUE INTENSE  
• BASE: PGJ19-1  
• TIPO: H8  
EMB. C/ 01 PEÇA

LÂMPADA P/ FAROL - H8 - 12V. - 35W.

**OSR64213** HELH912V

**U**



ORIGINAL LINE  
• BASE: PGJ19-5  
• TIPO: H9  
EMB. C/ 01 PEÇA

LÂMPADA P/ FAROL - H9 - 12V. - 65W.

**OSR64211** 12362 HELH1112V

**U**



ORIGINAL LINE  
• BASE: PGJ19-2  
• TIPO: H11  
EMB. C/ 01 PEÇA

LÂMPADA P/ FAROL - H11 - 12V. - 55W.

**OSR64216TSP** 24362 HELH1124V / HELH1124VDP

**P**




TRUCKSTAR PRO  
• BASE: PGJ19-2  
• TIPO: H11  
EMB. C/ 02 PEÇAS

LÂMPADA P/ FAROL - H11 - 24V. - 70W.

**OSR64211CBI** 64211CBI-HCB / 711CBI

**U**



4.200k°  
COOL BLUE INTENSE  
• BASE: PGJ19-2  
• TIPO: H11  
EMB. C/ 02 PEÇAS

LÂMPADA P/ FAROL - H11 - 12V. - 55W.

**OSR64211NBL**

**U**



150% + LUZ  
NIGHT BREAKER LASER  
• BASE: PGJ19-2  
• TIPO: H11  
EMB. C/ 02 PEÇAS

LÂMPADA P/ FAROL - H11 - 12V. - 55W.

**OSR9008** HELH1312V

**U**



ORIGINAL LINE  
• BASE: P26.41  
• TIPO: H13  
EMB. C/ 01 PEÇA

LÂMPADA P/ FAROL - H13 - 12V. - 60/55W.

**OSR64176CBI** 64176CBI-HCB

**U**

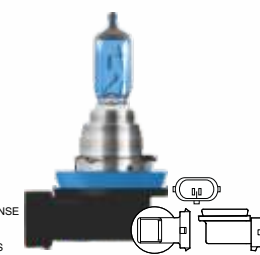


4.200k°  
COOL BLUE INTENSE  
• BASE: P20d  
• TIPO: H15  
EMB. C/ 01 PEÇA

LÂMPADA P/ FAROL - H15 - 12V. - 55/12W.

**OSR64219CBI** 64219CBI-HCB

**U**

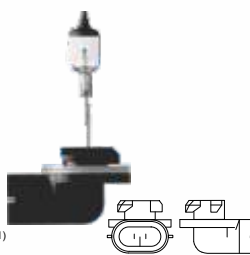


4.200k°  
COOL BLUE INTENSE  
• BASE: P20d  
• TIPO: H16  
EMB. C/ 02 PEÇAS

LÂMPADA P/ FAROL - H16 - 12V. - 19W.

**OSR0881** H2712060 GALGL881H27A / HEL0881

**U**




ORIGINAL LINE  
• BASE: PGJ13  
• TIPO: H27W/2 (881)  
EMB. C/ 01 PEÇA

LÂMPADA P/ FAROL - H27W/2 - 12V. - 27W.

**OSR9005** 9005HB3 GALGL32HB3 / HEL9005

**U**

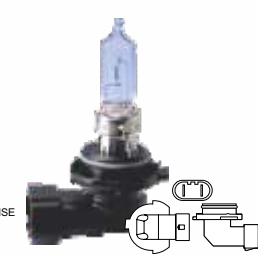


ORIGINAL LINE  
• BASE: P22d  
• TIPO: HB3 (9005)  
EMB. C/ 01 PEÇA

LÂMPADA P/ FAROL - HB3 - 12V. - 65W.

**OSR9005CBI** 9005CBI-HCB

**U**




4.200k°  
COOL BLUE INTENSE  
• BASE: P20d  
• TIPO: HB3 (9005)  
EMB. C/ 02 PEÇAS

LÂMPADA P/ FAROL - HB3 - 12V. - 65W.

**OSR9005NBL** 9005NL-HCB

**U**



150% + LUZ  
NIGHT BREAKER LASER  
• BASE: P22d  
• TIPO: HB3 (9005)  
EMB. C/ 02 PEÇAS

LÂMPADA P/ FAROL - HB3 - 12V. - 65W.

**OSR9006** 9006HB4 GALGL36HB4 / HEL9006

**U**



ORIGINAL LINE  
• BASE: P22d  
• TIPO: HB4 (9006)  
EMB. C/ 01 PEÇA

LÂMPADA P/ FAROL - HB4 - 12V. - 51W.

**OSR9006CBI** 9009CBI-HCB

**U**



4.200k°  
COOL BLUE INTENSE  
• BASE: P22d  
• TIPO: HB4 (9006)  
EMB. C/ 02 PEÇAS

LÂMPADA P/ FAROL - HB4 - 12V. - 51W.

# OSRAM

**OSR9006NBL**

9006NL-HCB

**U**

150% + LUZ  
NIGHT BREAKER LASER  
• BASE: P22d  
• TIPO: HB4 (9006)  
EMB. C/ 02 PEÇAS



LÂMPADA P/ FAROL - HB4 - 12V. - 51W.

**OSR9007**

GALGL40HB5 / HEL9007

**U**

ORIGINAL LINE  
• BASE: PX29t  
• TIPO: HB5 (9007)  
EMB. C/ 01 PEÇA



LÂMPADA P/ FAROL - HB5 - 12V. - 65/55W.

**OSR3796**12913  
GALGL0053 / HEL3796**U**

• BASE: BA9s  
• TIPO: 53 T2W  
EMB. C/ 10 PEÇAS



LÂMPADA 53 - 12V. - 2W. - 1 POLO - PAINEL

**OSR3797**13913  
GALGL0053A / HEL3797**P**

• BASE: BA9s  
• TIPO: 53 T2W  
EMB. C/ 10 PEÇAS



LÂMPADA 53 - 24V. - 2W. - 1 POLO - PAINEL

**OSR5007**12821 - ATPAP324N / ATPAL524N  
GALGL0067 / HEL5007**U**

• BASE: BA15s  
• TIPO: 67 R5W  
EMB. C/ 10 PEÇAS



LÂMPADA 67 - 12V. - 5W. - 1 POLO

**OSR5627**13821  
GALGL0067B / HEL5627**P**

• BASE: BA15s  
• TIPO: 67 R5W  
EMB. C/ 10 PEÇAS



LÂMPADA 67 - 24V. - 5W. - 1 POLO

**OSR5008**12814  
HEL5008**U**

• BASE: BA15s  
• TIPO: 67 R10W  
EMB. C/ 10 PEÇAS



LÂMPADA 67 - 12V. - 10W. - 1 POLO

**OSR5637**13814  
HEL5637**P**

• BASE: BA15s  
• TIPO: 67 R10W  
EMB. C/ 10 PEÇAS



LÂMPADA 67 - 24V. - 10W. - 1 POLO

**OSR3893**

ATPAP361N / GALGL0069 / HEL3893

**U**

• BASE: BA9s  
• TIPO: 69 T4W  
EMB. C/ 10 PEÇAS



LÂMPADA 69 - 12V. - 4W. - 1 POLO - PAINEL

**OSR3930**13929  
GALGL0069A / HEL3930**P**

• BASE: BA9s  
• TIPO: 69 T4W  
EMB. C/ 10 PEÇAS



LÂMPADA 69 - 24V. - 4W. - 1 POLO - PAINEL

**OSR7528**12499 - ATPAP241N / ATPAP293N  
ATPAL667 / GALGL1034 / HEL7528**U**

• BASE: BAY15d  
• PINO DESENCENTRADO  
• TIPO: 1034 P21/5W  
EMB. C/ 10 PEÇAS



LÂMPADA 1034 - 12V. - 21/5W. - 2 POLOS

**OSR7537**13499  
HEL7537**P**

• BASE: BAY15d  
• PINO DESENCENTRADO  
• TIPO: 1034 P21/5W  
EMB. C/ 10 PEÇAS



LÂMPADA 1034 - 24V. - 21/5W. - 2 POLOS

**OSR7506**12498 - ATPAP349N / ATPAP202N  
ATPAL655 / GALGL1141 / HEL7506**U**

• BASE: BA15s  
• TIPO: 1141 P21W  
EMB. C/ 10 PEÇAS



LÂMPADA 1141 - 12V. - 21W. - 1 POLO

**OSR7511**13498  
GALGL1141B / HEL7511**P**

• BASE: BA15s  
• TIPO: 1141 P21W  
EMB. C/ 10 PEÇAS



LÂMPADA 1141 - 24V. - 21W. - 1 POLO

**OSR7225**

12594

**U**

• BASE: BAZ15d  
• PINO DESENCENTRADO  
• TIPO: 1176 P21/4W  
EMB. C/ 10 PEÇAS



LÂMPADA 1176 - 12V. - 21/4W. - 2 POLOS

**OSR7240**12502  
HEL7240**U**

• BASE: BA15d  
• PINO TRANSVERSAL  
• TIPO: 1176 P21/5W  
EMB. C/ 10 PEÇAS



LÂMPADA 1176 - 12V. - 21/5W. - 2 POLOS

**OSR5009**

5009 095.459

**U**

• BASE: BAU15s  
• PINO TRANSVERSAL  
• TIPO: 5009 RY10W  
EMB. C/ 10 PEÇAS



LÂMPADA PISCA - 5009 - 12V. - 10W. - 1 POLO

**OSR7507**12496  
GALGL1056A / HEL7507**U**

• BASE: BAU15s  
• PINO TRANSVERSAL  
• TIPO: 1056 PY21W  
EMB. C/ 10 PEÇAS



LÂMPADA PISCA - 1056 - 12V. - 21W. - 1 POLO

**OSR7510TSP**13496HDL  
GALGL1056B / HEL7510TSP**P**

• BASE: BAU15s  
• PINO TRANSVERSAL  
• TIPO: 1056 PY21W  
EMB. C/ 10 PEÇAS



LÂMPADA PISCA - 1056 - 24V. - 21W. - 1 POLO

**OSR7507LDA**7507LDA-02B / 581LDA  
GALGL1056D**U**

• BASE: BAU15s  
• PINO TRANSVERSAL  
• TIPO: 1056 PY21W  
BLISTER C/ 2 PEÇAS



LÂMPADA PISCA - 1056 - 12V. - 21W. - 1 POLO

**OSR64136**12356  
HELH21W12V**U**

• BASE: BAY9s  
• TIPO: H21W  
EMB. C/ 10 PEÇAS



LÂMPADA PISCA - 12V. - 21W. - 1 POLO

**OSR64138**24356  
GALGL49H21 / HELH21W24V**P**

• BASE: BAY9s  
• TIPO: H21W  
EMB. C/ 01 PEÇA



LÂMPADA PISCA - 24V. - 21W. - 1 POLO

**OSR3156**

HEL3156

**U**

• BASE: W2.5x16d  
• TIPO: S8 - 27W  
EMB. C/ 10 PEÇAS

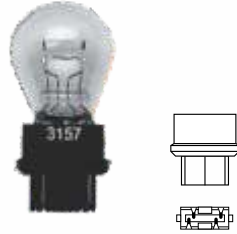


LÂMPADA S8 - 12V. - 27W. - 1 POLO

# OSRAM

**OSR3157**

HEL3157


**U**

• BASE: W2.5x16q  
• TIPO: S8 - 27/7W  
EMB. C/ 10 PEÇAS

LÂMPADA S8 - 12V. - 27/7W. - 2 POLOS

**OSR2721**

ATPAP840N / GALGL2721 / HEL2721

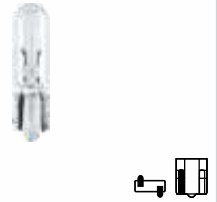
**U**

• BASE: W2x4.6D  
• TIPO: W1.2W  
EMB. C/ 10 PEÇAS

LÂMPADA PIGUINHO 2721 - 12V. - 1,2W.

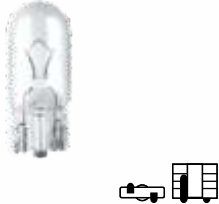
**OSR2741**

GALGL2721B / HEL2741

**P**

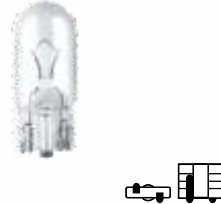
• BASE: W2x4.6D  
• TIPO: W1.2W  
EMB. C/ 10 PEÇAS

LÂMPADA PIGUINHO 2721 - 24V. - 1,2W.

**OSR2840**13960  
HEL2840**P**

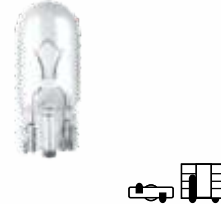
• BASE: W2.1x9.5D  
• TIPO: W2W  
EMB. C/ 10 PEÇAS

LÂMPADA PINGÃO 2821 - 24V. - 2W.

**OSR2821**12256 - ATPAP387N / ATPAP502  
ATPAL040N / GALGL2821 / HEL2821**U**


• BASE: W2.1x9.5D  
• TIPO: W3W  
EMB. C/ 10 PEÇAS

LÂMPADA PINGÃO 2821 - 12V. - 3W.

**OSR2841**13256  
GALGL2841 / HEL2841**P**


• BASE: W2.1x9.5D  
• TIPO: W3W  
EMB. C/ 10 PEÇAS

LÂMPADA PINGÃO 2821 - 24V. - 3W.

**OSR2825**12961  
GALGL2825 / HEL2825**U**

• BASE: W2.1x9.5D  
• TIPO: W5W  
EMB. C/ 10 PEÇAS

LÂMPADA PINGÃO 2825 - 12V. - 5W.

**OSR2845**13961  
HEL2845**P**

• BASE: W2.1x9.5D  
• TIPO: W5W  
EMB. C/ 10 PEÇAS

LÂMPADA PINGÃO 2825 - 24V. - 5W.

**OSR2825CBI**

2825HCBI-02B / 501HCBI

**U**

4.200K\*  
COOL BLUE INTENSE  
• BASE: W2.1x9.5D  
• TIPO: W5W  
EMB. C/ 02 PEÇAS

LÂMPADA PINGÃO 2825 - 12V. - 5W.

**OSR7505**12065  
HEL7440**U**

• BASE: W3x16D  
• TIPO: W21W - T6.5  
EMB. C/ 10 PEÇAS

LÂMPADA SUPER PINGÃO - 12V. - 21W. - 1 POLO

**OSR7515**12066  
HEL7443**U**

• BASE: W3x16D  
• TIPO: W21.5W - T6.5  
EMB. C/ 02 PEÇAS

LÂMPADA SUPER PINGÃO - 12V. - 21.5W. - 2 POLOS

**OSR0921**12067  
HEL0921**U**

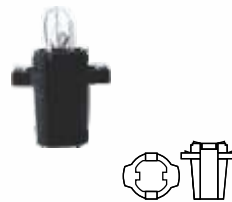
• BASE: W2.1x9.5D  
• TIPO: W16W - T5  
EMB. C/ 10 PEÇAS

LÂMPADA SUPER PINGÃO - 12V. - 16W. - 1 POLO

**OSR2721MF**12598  
HEL2721MF**U**

• BASE: BX8.5d  
• TIPO: 1.2W  
EMB. C/ 10 PEÇAS

LÂMPADA BASE PLÁSTICA - 12V. - 1,2W.

**OSR2721MF8**12597  
HEL2721MF8**U**

• BASE: B8.3d  
• TIPO: 1.2W  
EMB. C/ 10 PEÇAS

LÂMPADA BASE PLÁSTICA - 12V. - 1,2W.

**OSR2721MFX**12603  
HEL2721MFX**U**

• BASE: BX8.5d  
• TIPO: 1.2W  
EMB. C/ 10 PEÇAS

LÂMPADA BASE PLÁSTICA - 12V. - 1,2W.

**OSR2722MF**12600  
HEL2722MF**U**

• BASE: BX8.5d  
• TIPO: 1.2W  
EMB. C/ 10 PEÇAS

LÂMPADA BASE PLÁSTICA - 12V. - 2W.

**OSR2741MF**13598  
HEL2741MF**P**

• BASE: BX8.5d  
• TIPO: 1.2W  
EMB. C/ 10 PEÇAS

LÂMPADA BASE PLÁSTICA - 24V. - 1,2W.

**OSR2741MFX**

HEL2741MFX

**P**

• BASE: BX8.5d  
• TIPO: 1.2W  
EMB. C/ 10 PEÇAS

LÂMPADA BASE PLÁSTICA - 24V. - 1,2W.

**ORS6418**12844 - ATPAP090  
ATPAP168N / GALGL6418 / HEL6418**U**

• BASE: SV8.5-8  
• TIPO: C5W - T3.25  
EMB. C/ 10 PEÇAS

LÂMPADA TORPEDO - 10x31mm. - 12V. - 5W.

**OSR6423**13844  
GALGL6418A / HEL6423**P**

• BASE: SV8.5-8  
• TIPO: C5W - T3.25  
EMB. C/ 10 PEÇAS

LÂMPADA TORPEDO - 10x31mm. - 24V. - 5W.

**OSR6461**12854  
HEL6461**U**

• BASE: SV8.5-8  
• TIPO: C10W - T3.25  
EMB. C/ 10 PEÇAS

LÂMPADA TORPEDO - 10x36mm. - 12V. - 10W.

**OSR6411**12866 - ATPAP270N  
ATPAP576 / GALGL6411 / HEL6411**U**

• BASE: SV8.5-8  
• TIPO: C10W - T3.25  
EMB. C/ 10 PEÇAS

LÂMPADA TORPEDO - 10x41mm. - 12V. - 10W.

**OSR6429**13866  
GALGL6411A / HEL6429**U**

• BASE: SV8.5-8  
• TIPO: C10W - T3.25  
EMB. C/ 10 PEÇAS

LÂMPADA TORPEDO - 10x41mm. - 24V. - 10W.

# OSRAM

**OSR66150CW**

66150CW



6.000k°  
LEDiving HEADLIGHT  
• BASE: P14.5s  
• TIPO: H1  
EMB. C/ 01 PAR

LÂMPADA LED P/ FAROL - H1 - 12V. - 25W.

**OSR64155DW**

64155DWCBI



6.000k°  
TRUCK COOL BLUE™  
• BASE: P14.5s  
• TIPO: H1  
EMB. C/ PAR 01 PAR

LÂMPADA LED P/ FAROL - H1 - 24V. - 28W.

**OSR66204CW**

66204CW



6.000k°  
LEDiving HEADLIGHT  
• BASE: P43t  
• TIPO: H4  
EMB. C/ 01 PAR

LÂMPADA LED P/ FAROL - H4 - 12V. - 25/25W.

**OSR64196DW**

64196DWCBI



6.000k°  
TRUCK COOL BLUE™  
• BASE: P43t  
• TIPO: H4  
EMB. C/ PAR 01 PAR

LÂMPADA LED P/ FAROL - H4 - 24V. - 28/28W.

**OSR65210CW**

65210CW



6.000k°  
LEDiving HEADLIGHT  
• BASE: PX26d  
• TIPO: H7  
EMB. C/ 01 PAR

LÂMPADA LED P/ FAROL - H7 - 12V. - 25W.

**OSR64215DW**

64215DWCBI



6.000k°  
TRUCK COOL BLUE™  
• BASE: PX26d  
• TIPO: H7  
EMB. C/ PAR 01 PAR

LÂMPADA LED P/ FAROL - H7 - 24V. - 28W.

**OSR66211CW**

66211CW



6.000k°  
LEDiving HEADLIGHT  
• BASE: PGJ19-X  
• TIPO: H8 / H11 / H16  
EMB. C/ 01 PAR

LÂMPADA LED P/ FAROL - H8 / H11 / H16  
12V. - 25W.

**OSR690056CW**

69005/6CW



6.000k°  
LEDiving HEADLIGHT  
• BASE: P20/22d  
• TIPO: HB3 / HB4  
EMB. C/ 01 PAR

LÂMPADA LED P/ FAROL - HB3 / HB4  
12V. - 25W.

**OSR5107CW**

5107CW-02B  
ATPAP324N / ATPAL524N



6.000k°  
LEDiving® BASIC - COOL WHITE  
• BASE: BA15s  
• TIPO: 67 R5W  
BLISTER C/ 02 PEÇAS

LÂMPADA LED - 67 - 12V. - 0,8W. - 1 POLO

**OSR5108CW**

5108CW-02B  
ATPAP324N / ATPAL524N



6.000k°  
LEDiving® BASIC - COOL WHITE  
• BASE: BA15s  
• TIPO: 67 R10W  
BLISTER C/ 02 PEÇAS

LÂMPADA LED - 67 - 12V. - 1,2W. - 1 POLO

**OSR3750CW**

3750CW-02B  
ATPAP361N



6.000k°  
LEDiving® BASIC - COOL WHITE  
• BASE: BA9s  
• TIPO: 69 T4W  
BLISTER C/ 02 PEÇAS

LÂMPADA LED - 69 - 12V. - 0,5W. - 1 POLO

**OSR7356CW**

7356CW-02B  
ATPAP349N / ATPAL655



6.000k°  
LEDiving® BASIC - COOL WHITE  
• BASE: BA15s  
• TIPO: 1141 P21W  
BLISTER C/ 02 PEÇAS

LÂMPADA LED - 1141 - 12V. - 1,2W. - 1 POLO

**OSR2825CW**

2825DWCBI-02B



6.000k°  
LEDiving® BASIC - COOL WHITE  
• BASE: W2.1x9.5d  
• TIPO: W5W  
BLISTER C/ 02 PEÇAS

LÂMPADA LED - 2825 - 12V. - 1W.  
ESMAGADA

**OSR2825DW**

2825DWP-02B



6.000k°  
LEDiving® SL - OFF ROAD  
• BASE: W2.1x9.5d  
• TIPO: W5W  
BLISTER C/ 02 PEÇAS

LÂMPADA LED - 2825 - 12V. - 1W.  
ESMAGADA

**OSR7505DW**

7505DWP-02B



6.000k°  
LEDiving® SL - OFF ROAD  
• BASE: W3x16d  
• TIPO: W21W  
BLISTER C/ 02 PEÇAS

LÂMPADA LED - 7505 - 12V. - 1.4W.  
ESMAGADA

**OSR7515DW**

7515DWP-02B



6.000k°  
LEDiving® SL - OFF ROAD  
• BASE: W3x16q  
• TIPO: W21/5W  
BLISTER C/ 02 PEÇAS

LÂMPADA LED - 7515 - 12V. - 1.7W.  
ESMAGADA